



**Quidway S3700 Series Ethernet Switches
V100R006C01**

Inspection Checklist

Issue 01
Date 2011-10-26

Copyright © Huawei Technologies Co., Ltd. 2011. All rights reserved.

No part of this document may be reproduced or transmitted in any form or by any means without prior written consent of Huawei Technologies Co., Ltd.

Trademarks and Permissions



HUAWEI and other Huawei trademarks are trademarks of Huawei Technologies Co., Ltd.

All other trademarks and trade names mentioned in this document are the property of their respective holders.

Notice

The purchased products, services and features are stipulated by the contract made between Huawei and the customer. All or part of the products, services and features described in this document may not be within the purchase scope or the usage scope. Unless otherwise specified in the contract, all statements, information, and recommendations in this document are provided "AS IS" without warranties, guarantees or representations of any kind, either express or implied.

The information in this document is subject to change without notice. Every effort has been made in the preparation of this document to ensure accuracy of the contents, but all statements, information, and recommendations in this document do not constitute the warranty of any kind, express or implied.

Huawei Technologies Co., Ltd.

Address: Huawei Industrial Base
Bantian, Longgang
Shenzhen 518129
People's Republic of China

Website: <http://www.huawei.com>

Email: support@huawei.com

About This Document

Intended Audience






This document describes the maintenance operations for S3700.

This document is intended for:

- Network monitoring engineers
- On-site maintenance engineers
- System maintenance engineers

Symbol Conventions

The symbols that may be found in this document are defined as follows.

Symbol	Description
 DANGER	Indicates a hazard with a high level of risk, which if not avoided, will result in death or serious injury.
 WARNING	Indicates a hazard with a medium or low level of risk, which if not avoided, could result in minor or moderate injury.
 CAUTION	Indicates a potentially hazardous situation, which if not avoided, could result in equipment damage, data loss, performance degradation, or unexpected results.
 TIP	Indicates a tip that may help you solve a problem or save time.
 NOTE	Provides additional information to emphasize or supplement important points of the main text.

Command Conventions

The command conventions that may be found in this document are defined as follows.

Convention	Description
Boldface	The keywords of a command line are in boldface .
<i>Italic</i>	Command arguments are in <i>italics</i> .
[]	Items (keywords or arguments) in brackets [] are optional.
{ x y ... }	Optional items are grouped in braces and separated by vertical bars. One item is selected.
[x y ...]	Optional items are grouped in brackets and separated by vertical bars. One item is selected or no item is selected.
{ x y ... }*	Optional items are grouped in braces and separated by vertical bars. A minimum of one item or a maximum of all items can be selected.
[x y ...]*	Optional items are grouped in brackets and separated by vertical bars. Several items or no item can be selected.
&<1-n>	The parameter before the & sign can be repeated 1 to n times.
#	A line starting with the # sign is comments.

Change History

Updates between document issues are cumulative. Therefore, the latest document issue contains all updates made in previous issues.

Changes in Issue 01 (2011-10-26)

Initial commercial release.

Contents

About This Document.....	ii
1 Introduction to the Inspection Checklist.....	1
2 Checking the Running Conditions.....	2
3 Checking the Basic Device Information.....	4
4 Checking the Device Running Status.....	6
5 Checking the Interface Information.....	8
6 Checking Services.....	10

1 Introduction to the Inspection Checklist

The stable running of switches depends on the proper network planning and routine maintenance and monitoring on the switches. It is necessary to find hidden hazards during routine maintenance and monitoring. The inspection checklist provides the routine maintenance recommendation for the S3700.

2 Checking the Running Conditions

A switch can work normally only after the following conditions are met.

No.	Check Item	Criteria and Remarks	Result
1	Position of the switch	The switch should be placed steadily in a flat position in a ventilated and dry environment. No sundries exist around the switch.	<input type="checkbox"/> Satisfied <input type="checkbox"/> Unsatisfied <input type="checkbox"/> Not involved
2	Ambient temperature in the equipment room	The long-term ambient temperature in the equipment room should range from 0°C to 50°C; the short-term ambient temperature should range from -5°C to 55°C. NOTE Short-term operation means that the continuous working time does not exceed 48 hours and the accumulated time per year does not exceed 15 days.	<input type="checkbox"/> Satisfied <input type="checkbox"/> Unsatisfied <input type="checkbox"/> Not involved
3	Ambient humidity	The ambient humidity in the equipment room should range from 10% RH to 90% RH.	<input type="checkbox"/> Satisfied <input type="checkbox"/> Unsatisfied <input type="checkbox"/> Not involved
4	Air conditioner in the equipment room	The air conditioner keeps running steadily so that the temperature in the equipment room is within an acceptable range.	<input type="checkbox"/> Satisfied <input type="checkbox"/> Unsatisfied <input type="checkbox"/> Not involved

No.	Check Item	Criteria and Remarks	Result
5	Grounding and the grounding resistance	The working grounding, protection grounding, and lightning protection grounding should be arranged separately in the equipment room. Joint grounding can be used if the equipment room is under limited conditions. Grounding is significant especially for outdoor devices because the outdoor devices are possibly struck by thunder.	<input type="checkbox"/> Satisfied <input type="checkbox"/> Unsatisfied <input type="checkbox"/> Not involved
6	Connection to power supply	The power cable should be correctly and fixedly connected to the specified position of the switch. The power supply indicator on the switch should be always on (green).	<input type="checkbox"/> Satisfied <input type="checkbox"/> Unsatisfied <input type="checkbox"/> Not involved
7	Power supply system	The power supply system should run stably. The DC voltage should range from -48V DC to -60V DC. The AC voltage should range from 100V AC to 240V AC.	<input type="checkbox"/> Satisfied <input type="checkbox"/> Unsatisfied <input type="checkbox"/> Not involved

3 Checking the Basic Device Information

The basic device information includes software version, patch information, and system time.

No.	Check Item	Command	Criteria	Result
1	Software version	<Quidway> display version	The PCB versions and software version are correct.	<input type="checkbox"/> Satisfied <input type="checkbox"/> Unsatisfied <input type="checkbox"/> Not involved
2	Software package	<Quidway> display startup	The names of the software and configuration file that are in use and that will be loaded at next startup are correct.	<input type="checkbox"/> Satisfied <input type="checkbox"/> Unsatisfied <input type="checkbox"/> Not involved
3	Patch information	<Quidway> display patch-information	<ul style="list-style-type: none"> ● The installed patches meet the requirements. The latest patch of the product is recommended. ● The patches are valid. That is, the total number of patches is the same as the number of running patches. 	<input type="checkbox"/> Satisfied <input type="checkbox"/> Unsatisfied <input type="checkbox"/> Not involved

No.	Check Item	Command	Criteria	Result
4	System time	<Quidway> display clock	<ul style="list-style-type: none"> ● The system time is the same as the local time (time difference is within 5 minutes). The correct system time makes fault locating accurate. ● If the system time is incorrect, run the clock command to change the system time or run NTP. 	<input type="checkbox"/> Satisfied <input type="checkbox"/> Unsatisfied <input type="checkbox"/> Not involved
5	Flash memory	<Quidway> dir flash:	All the files in the flash memory should be useful; otherwise, run the delete / unreserved command to delete unnecessary files.	<input type="checkbox"/> Satisfied <input type="checkbox"/> Unsatisfied <input type="checkbox"/> Not involved
6	Configurations	<Quidway> display current-configuration	The current parameter settings on the switch are correct.	<input type="checkbox"/> Satisfied <input type="checkbox"/> Unsatisfied <input type="checkbox"/> Not involved
7	Debugging	<Quidway> display debugging	All the debugging functions should be disabled when the switch runs normally.	<input type="checkbox"/> Satisfied <input type="checkbox"/> Unsatisfied <input type="checkbox"/> Not involved
8	Saved configurations	<Quidway> compare configuration	All the service configurations should be saved. The configurations in use must be the same as the saved configurations.	<input type="checkbox"/> Satisfied <input type="checkbox"/> Unsatisfied <input type="checkbox"/> Not involved

4 Checking the Device Running Status

The running status of a switch includes the running status of subcards, resetting information, and device temperature.

No.	Check Item	Command	Criteria	Result
1	Running status of subcards	<Quidway> display device	The subcards are in service and the running status is normal. <ul style="list-style-type: none"> ● The value of "Online" should be "Present." ● The value of "Power" should be "PowerOn." ● The value of "Register" should be "Registered." ● The value of "Status" should be "Normal." 	<input type="checkbox"/> Satisfied <input type="checkbox"/> Unsatisfied <input type="checkbox"/> Not involved
2	Resetting	<Quidway> display reboot-info	The resetting information, including resetting time and service type, shows that no abnormal resetting occurs.	<input type="checkbox"/> Satisfied <input type="checkbox"/> Unsatisfied <input type="checkbox"/> Not involved

No.	Check Item	Command	Criteria	Result
3	Device temperature	<Quidway> display environment	The temperature of each module should be between the upper limit and lower limit. That is, the value of "CurrentTemperature" is between "LowLimit" and "HighLimit."	<input type="checkbox"/> Satisfied <input type="checkbox"/> Unsatisfied <input type="checkbox"/> Not involved
4	Alarms	<Quidway> display alarm urgent	<ul style="list-style-type: none"> ● No alarm is generated. ● If an alarm is generated, record it. If a major alarm or more serious alarm is generated, analyze and process it immediately. 	<input type="checkbox"/> Satisfied <input type="checkbox"/> Unsatisfied <input type="checkbox"/> Not involved
5	CPU usage	<Quidway> display cpu-usage	The CPU usage of each module is normal. If the CPU usage exceeds 80%, find out the reason.	<input type="checkbox"/> Satisfied <input type="checkbox"/> Unsatisfied <input type="checkbox"/> Not involved
6	Memory usage	<Quidway> display memory-usage	The memory usage is normal. If the value of "Memory Using Percentage" exceeds 60%, find out the reason.	<input type="checkbox"/> Satisfied <input type="checkbox"/> Unsatisfied <input type="checkbox"/> Not involved
7	Logs	<Quidway> display logbuffer <Quidway> display trapbuffer	No abnormal information is displayed.	<input type="checkbox"/> Satisfied <input type="checkbox"/> Unsatisfied <input type="checkbox"/> Not involved

5 Checking the Interface Information

The interface information includes the negotiation mode, configurations, and status of the interface.

No.	Check Item	Command	Criteria	Result
1	Errored packet	<Quidway> display interface	No errored packets, including the CRC errored packets, exist on the interface during service running.	<input type="checkbox"/> Satisfied <input type="checkbox"/> Unsatisfied <input type="checkbox"/> Not involved
2	Negotiation mode	<Quidway> display interface	The negotiation mode of the interface is correct. The negotiation modes of the two connected interfaces must be the same. No interface is in half-duplex mode.	<input type="checkbox"/> Satisfied <input type="checkbox"/> Unsatisfied <input type="checkbox"/> Not involved
3	Interface configurations	<Quidway> display current-configuration interface	The interface configurations, such as the negotiation mode, rate, isolation, and rate limit, are proper.	<input type="checkbox"/> Satisfied <input type="checkbox"/> Unsatisfied <input type="checkbox"/> Not involved
4	Interface status	<Quidway> display interface brief	The Up/Down status of the interface meets the requirements.	<input type="checkbox"/> Satisfied <input type="checkbox"/> Unsatisfied <input type="checkbox"/> Not involved

No.	Check Item	Command	Criteria	Result
5	PoE power supply	<Quidway> display poe power-state interface	The status of POE power supply is normal. The status of the POE-enabled interfaces is "Powered."	<input type="checkbox"/> Satisfied <input type="checkbox"/> Unsatisfied <input type="checkbox"/> Not involved

6 Checking Services

All the services on the switch must run normally.

No.	Check Item	Command	Criteria	Result
1	Information about multicast member interfaces and router interfaces	<Quidway> display igmp-snooping port-info	Information about static member interfaces, dynamic member interfaces, static router interfaces, and dynamic router interfaces is correct.	<input type="checkbox"/> Satisfied <input type="checkbox"/> Unsatisfied <input type="checkbox"/> Not involved
2	Multicast packet statistics	<Quidway> display igmp-snooping statistics vlan	The number of IGMP messages and PIM Hello messages received and sent by a VLAN is correct, and the number of Layer 2 events in all the VLANs is correct.	<input type="checkbox"/> Satisfied <input type="checkbox"/> Unsatisfied <input type="checkbox"/> Not involved
3	DHCP snooping binding table	<Quidway> display dhcp snooping user-bind all	The static entries and dynamic entries are correct.	<input type="checkbox"/> Satisfied <input type="checkbox"/> Unsatisfied <input type="checkbox"/> Not involved
4	MAC address table	<Quidway> display mac-address	Information about the MAC address table is correct.	<input type="checkbox"/> Satisfied <input type="checkbox"/> Unsatisfied <input type="checkbox"/> Not involved

No.	Check Item	Command	Criteria	Result
5	Routing table information	<Quidway> display ip routing-table	<ul style="list-style-type: none"> ● A default route or precise route exists for remote fault locating. ● On all the devices running the same routing protocol at the same layer of a network, the number of routing entries should be almost identical. If static routes are configured, the routing entries in the routing tables of different devices may differ. 	<input type="checkbox"/> Satisfied <input type="checkbox"/> Unsatisfied <input type="checkbox"/> Not involved